

Power Amplifier

Model No : APA 175 - 500

SPECIFICATIONS:

ELECTRICAL

Frequency Range	:	135 - 175 MHz
Power Output	:	500 W (Into 50 Ohms Load)
RF Input	:	0 dBm
Gain	:	57 dB
Gain Flatness	:	± 1 dB
Load VSWR	:	2.5:1
Input and Output Impedances	:	50 Ohms
Class of Operation	:	Class AB
DC Input	:	24 V
Current	:	46 A
Type of Input Signal	:	CW/AM/FM/WHITENOISE
Protections	:	Against high load mismatch, Against high temp., Against over drive.

MECHANICAL

Connector Type:		
Input	:	SMA Type Female
Output	:	N Type Female
Dimensions (l X b X h)	:	482 x 395 x 178 mm (19" X 15.55" X 7")
Weight	:	40 Kg (approx.) (88.18 lb)
Cooling	:	Forced Air Cooling

ENVIRONMENTAL

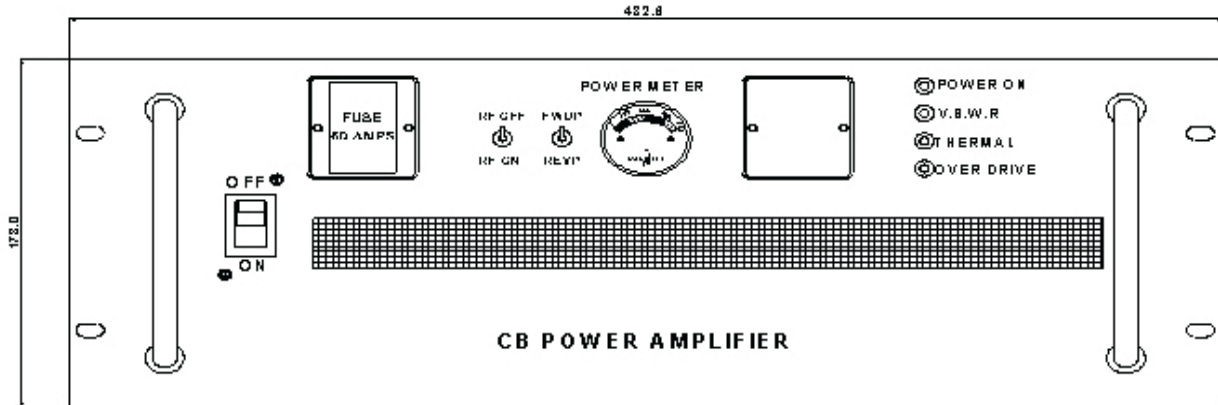
Operating Temp. Range	:	-10°C to +55°C
Storage Temp. Range	:	-20°C to +70°C
Humidity	:	95% RH Non Condensing

Power Amplifier

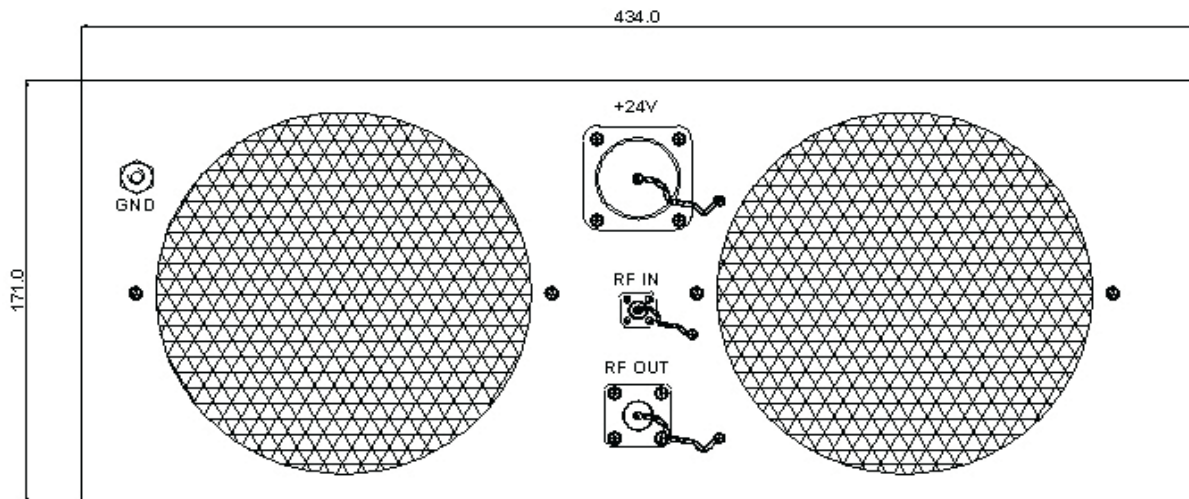
Model No : APA 175 - 500

Outline Drawing:

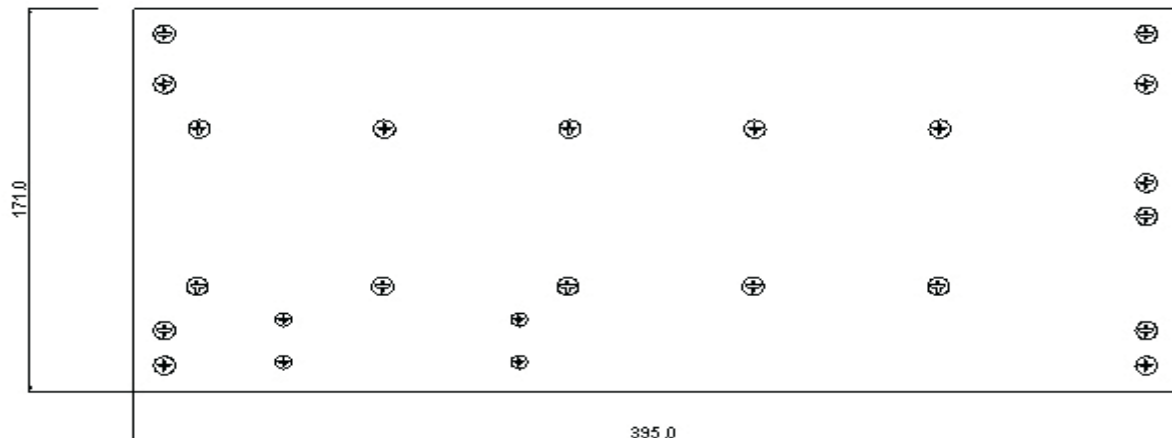
APA 175-500



FRONT VIEW



REAR VIEW



SIDE VIEW

All dimensions are in millimeters