

**AVL: SEC: BSE: 2015**  
**Date: 19<sup>th</sup> January, 2015**

To,  
The Department of Corporate Services,  
BSE Ltd  
Phiroz Jejeebhoy Towers  
Dalal Street  
Mumbai - 400 001  
Scrip: 532406

Dear Sir/Madam,

**Sub: Submission of Shareholding Pattern for the quarter ended 31<sup>st</sup> December, 2014**


**Ref: Clause 35 of the Listing Agreement**


Pursuant to the provisions of Clause 35 of the Listing Agreement, please find enclosed the shareholding pattern in the prescribed format for the quarter ended 31<sup>st</sup> December, 2014.

This is for your information and records.

Thanking you,

Yours truly,  
For **Avantel Limited**

  
**Sona Rajora**  
Company Secretary



Encl: Shareholding Pattern as per clause 35 format

---

**Avantel Limited**

**Registered Office**

Plot No : 47/P, APIIC Industrial Park  
Gambheeram (V), Anandapuram (M)  
Visakhapatnam - 531 163. A.P.  
Tel : +91-891-6698000  
Fax : +91-891-6698004

**Corporate Office**


Plot No. 16, Sector-III, HUDA Techno Enclave  
Opp. K. Raheja IT Park, Madhapur  
Hyderabad - 500 081. India  
Tel : +91-40-6630 5000  
Fax : +91-40-6630 5004

CIN - L72200AP1990PLC011334


[www.avantel.in](http://www.avantel.in)  
[info@avantel.in](mailto:info@avantel.in)

(1)(a) STATEMENT SHOWING SHAREHOLDING PATTERN IN CLAUSE-35


NAME OF THE COMPANY: AVANTEL LIMITED			
SCRIP CODE:	532406	Name of the Scrip: Equity	
Class of Security:			
QUARTER ENDED:	31/12/2014		
Partly paid-up shares	No. of partly paid-up shares	As a % of total no. of partly paid-up shares	As a % of total no. of shares of the Company.
Held by promoter/promoter group	0	0	0
Held by Public	0	0	0
<b>Total:</b>	<b>0</b>	<b>0</b>	<b>0</b>
Outstanding convertible securities:	No. of outstanding securities	As a % of total no. of outstanding convertible securities.	As a % of total no. of shares of the Company assuming full conversion of the convertible securities
Held by promoter/promoter group	0	0	0
Held by Public	0	0	0
<b>Total:</b>	<b>0</b>	<b>0</b>	<b>0</b>
Warrants:	No. of warrants	As a % of total no. of warrants	As a % of total no. of shares of the Company, assuming full conversion of warrants
Held by promoter/promoter group	0	0	0
Held by Public	0	0	0
<b>Total:</b>	<b>0</b>	<b>0</b>	<b>0</b>
<b>Total paid-up capital of the Company, assuming full conversion of warrants and convertible securities</b>	<b>4054493</b>	<b>0</b>	<b>100.00</b>




CATEGORY CODE	CATEGORY OF SHAREHOLDER	NO OF SHAREHOLDERS	TOTAL NUMBER OF SHARES	NO OF SHARES HELD IN DEMATERIALIZED FORM	A % OF TOTAL NO OF SHARES		OTHERWISE ENCUMBERED	
					AS a PERCENTAGE of (A+B)	As a PERCENTAGE of (A+B+C)	NUMBER OF SHARES	AS a PERCENTAGE (IX)=(VIII)/(IV)*100
(I)	(II)	(III)	(IV)	(V)	(VI)	(VII)	(VIII)	(IX)
<b>(A)</b>	<b>PROMOTER AND PROMOTER GROUP</b>							
(1)	INDIAN							
(a)	Individual /HUF	5	1585215	1585215	39.10	39.10	0	0.00
(b)	Central Government/State Government(s)	0	0	0	0.00	0.00	0	0.00
(c)	Bodies Corporate	0	0	0	0.00	0.00	0	0.00
(d)	Financial Institutions / Banks	0	0	0	0.00	0.00	0	0.00
(e)	Others	0	0	0	0.00	0.00	0	0.00
	<b>Sub-Total A(1) :</b>	<b>5</b>	<b>1585215</b>	<b>1585215</b>	<b>39.10</b>	<b>39.10</b>	<b>0</b>	<b>0.00</b>
(2)	FOREIGN							
(a)	Individuals (NRIs/Foreign Individuals)	0	0	0	0.00	0.00	0	0.00
(b)	Bodies Corporate	0	0	0	0.00	0.00	0	0.00
(c)	Institutions	0	0	0	0.00	0.00	0	0.00
(d)	Qualified Foreign Investor	0	0	0	0.00	0.00	0	0.00
(e)	Others	0	0	0	0.00	0.00	0	0.00
	<b>Sub-Total A(2) :</b>	<b>0</b>	<b>0</b>	<b>0</b>	<b>0.00</b>	<b>0.00</b>	<b>0</b>	<b>0.00</b>
	<b>Total A=A(1)+A(2)</b>	<b>5</b>	<b>1585215</b>	<b>1585215</b>	<b>39.10</b>	<b>39.10</b>	<b>0</b>	<b>0.00</b>
<b>(B)</b>	<b>PUBLIC SHAREHOLDING</b>							
(1)	INSTITUTIONS							
(a)	Mutual Funds /UTI	0	0	0	0.00	0.00		
(b)	Financial Institutions /Banks	0	0	0	0.00	0.00		
(c)	Central Government / State Government(s)	0	0	0	0.00	0.00		
(d)	Venture Capital Funds	0	0	0	0.00	0.00		
(e)	Insurance Companies	0	0	0	0.00	0.00		
(f)	Foreign Institutional Investors	0	0	0	0.00	0.00		
(g)	Foreign Venture Capital Investors	0	0	0	0.00	0.00		
(h)	Qualified Foreign Investor	0	0	0	0.00	0.00		
(i)	Others	0	0	0	0.00	0.00		
	<b>Sub-Total B(1) :</b>	<b>0</b>	<b>0</b>	<b>0</b>	<b>0.00</b>	<b>0.00</b>		
(2)	NON-INSTITUTIONS							
(a)	Bodies Corporate	140	370908	370508	9.15	9.15		
(b)	Individuals							
	(i) Individuals holding nominal share capital upto Rs.1 lakh	3896	1136830	1042386	28.04	28.04		
	(ii) Individuals holding nominal share capital in excess of Rs.1 lakh	24	903051	903051	22.27	22.27		
(c)	Others							
	NON RESIDENT INDIANS	28	41898	41898	1.03	1.03		
	CLEARING MEMBERS	20	16591	16591	0.41	0.41		
(d)	Qualified Foreign Investor	0	0	0	0.00	0.00		
	<b>Sub-Total B(2) :</b>	<b>4108</b>	<b>2469278</b>	<b>2374434</b>	<b>60.90</b>	<b>60.90</b>		
	<b>Total B=B(1)+B(2) :</b>	<b>4108</b>	<b>2469278</b>	<b>2374434</b>	<b>60.90</b>	<b>60.90</b>		
	<b>Total (A+B) :</b>	<b>4113</b>	<b>4054493</b>	<b>3959649</b>	<b>100.00</b>	<b>100.00</b>		
<b>(C)</b>	<b>Shares held by custodians, against which Depository Receipts have been issued</b>							
(1)	Promoter and Promoter Group							
(2)	Public	0	0	0	0.00	0.00		
	<b>GRAND TOTAL (A+B+C) :</b>	<b>4113</b>	<b>4054493</b>	<b>3959649</b>	<b>100.00</b>	<b>0.00</b>	<b>0</b>	<b>0.00</b>




(l)(b) Statement showing holding of securities (including shares, warrants, convertible securities) of persons belonging to the category "Promoter and Promoter											
Sr.No	Name of the Shareholder	Details of Shares held		Encumbered shares (*)			Details of Warrants		Details of convertible securities		Total Shares (including underlying shares assuming full conversion of warrants and convertible securities) as a % of diluted share capital
		No. of Shares held	As a % of grand total (A)+(B)+(C)	Pledge Shares	AS a percentage	AS a % of grand total (A) + (B) + (C) of sub-clause (I)(a)	Number of warrants held	AS a % total number of warrants of the same class	Number of convertible securities held	AS a % total number of convertible securities of the same class	
(i)	(ii)	(iii)	(iv)	(v)	(vi)=(v)/(iii)* 100	(vii)	(viii)	(ix)	(x)	(xi)	(xii)
1	SAGAR VIDYA ABBURI	806720	19.90	0	0.00	0.00	0	0.00	0	0.00	19.90
2	SAGAR SIDHARTHA ABBURI	274000	6.76	0	0.00	0.00	0	0.00	0	0.00	6.76
3	SARADA ABBURI	245396	6.05	0	0.00	0.00	0	0.00	0	0.00	6.05
4	SAILAJA ABBURI	222479	5.49	0	0.00	0.00	0	0.00	0	0.00	5.49
5	ABBURI VENKATESWARA RAO	36620	0.90	0	0.00	0.00	0	0.00	0	0.00	0.90
<b>TOTAL :</b>		<b>1585215</b>	<b>39.10</b>	<b>0</b>	<b>0.00</b>	<b>0.00</b>	<b>0</b>	<b>0.00</b>	<b>0</b>	<b>0.00</b>	<b>39.10</b>




(l)(c)(i) Statement showing holding of securities (including shares, warrants, convertible securities) of persons belonging to the category "Public" and holding more than 1% of the total number of shares								
Sr.No.	Name of the shareholder	Number of shares held	Shares as a percentage of total number of shares (i.e., Grant total (A)+(B)+(C) indicated in Statement at para (l)(a) above)	Details of warrants		Details of convertible securities		Total shares (including underlying shares assuming full conversion of warrants and convertible securities) as a % of diluted share capital)
				Number of warrants held	As a % total number of warrants of the same	Number of convertible securities held	% w.r.t total number of convertible securities of the same class	
1	K.SWAPNA	300000	7.40	0	0.00	0	0.00	7.40
2	K.SATISH	84807	2.09	0	0.00	0	0.00	2.09
3	HINDUSTAN CANDLE MFG.CO. PVT.LTD	70286	1.73	0	0.00	0	0.00	1.73
4	GIRISH GULATI HUF	50467	1.24	0	0.00	0	0.00	1.24
5	NAGENDRA BABU NAGABHYRAVA	48000	1.18	0	0.00	0	0.00	1.18
6	BILKIS ZUBAIR HAWA	46700	1.15	0	0.00	0	0.00	1.15
7	VASUDHAIVA KUTUMBKAM CONSULTANCY & BROKING	45000	1.11	0	0.00	0	0.00	1.11
8	RAJIV GARG	41006	1.01	0	0.00	0	0.00	1.01
	<b>TOTAL</b>	<b>686266</b>	<b>16.93</b>	<b>0</b>	<b>0.00</b>	<b>0</b>	<b>0.00</b>	<b>16.93</b>




(l)(c)(ii) Statement showing holding of securities (including shares, warrants, convertible securities) of persons (together with PAC) belonging to the category "Public" and holding more than 5% of the total number of shares of the company								
Sr.No.	Name(s) of the shareholder(s) and the Persons Acting in Concert (PAC) with them	Number of shares held	Shares as a percentage of total number of shares (i.e., Grant total (A)+(B)+(C) indicated in Statement at para (l)(a) above)	Details of warrants		Details of convertible securities		Total shares (including underlying shares assuming full conversion of warrants and convertible securities) as a % of diluted share capital)
				Number of warrants held	As a % total number of warrants of the same class	Number of convertible securities held	% w.r.t total number of convertible securities of the same class	
1	K.SWAPNA	300000	7.40	0	0.00	0	0.00	7.40
	<b>TOTAL :</b>	<b>300000</b>	<b>7.40</b>	<b>0</b>	<b>0.00</b>	<b>0</b>	<b>0.00</b>	<b>7.40</b>



(l)(d) STATEMENT SHOWING DETAILS OF LOCKED-IN SHARES"				
Sr.No.	Name of the shareholder	Number of locked-in shares	Locked-in shares as a (%) percentage of total number of shares {i.e, Grand Total (A)+(B)+(C) Indicated in Statement at para (l)(a) above}	Promoter/Promoter Group/Public
<b>TOTAL :</b>		<b>0</b>	<b>0</b>	



(II)(a) STATEMENT SHOWING DETAILS OF DEPOSITORY RECEIPTS (DRS)				
Sr.No.	Type of outstanding DR (ADRs,GDRs,SDRs,etc.)	Number of outstanding DRs	Number of shares underlying outstanding DRs	Shares underlying outstanding DRs as a percentage of total number of shares {i.e., Grand Total (A)+(B)+(C) indicated in Statement at Para(I)(a) above}
	TOTAL :	0	0	0





<b>(II)(b) Statement showing Holding of Depository Receipts (DRs), where underlying shares held by "Promoter/Promoter group" are in excess of 1% of the total number shares.</b>				
<b>Sr.No.</b>	<b>Name of the DR Holder</b>	<b>Type of outstanding DR (ADRs,GDRs,SD Rs,etc.)</b>	<b>Number of shares underlying outstanding DRs</b>	<b>Shares underlying outstanding DRs as a percentage of total number of shares (i.e., Grand Total (A)+(B)+(C) indicated in Statement at para(I)(a) above)</b>
	<b>TOTAL :</b>		<b>0</b>	<b>0</b>

